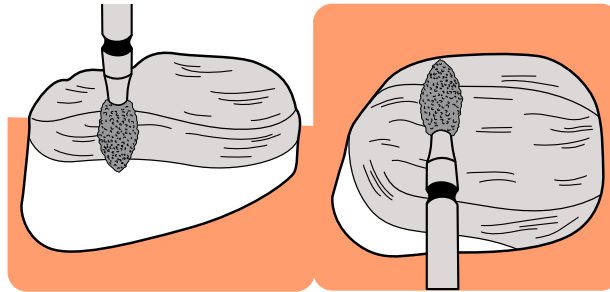
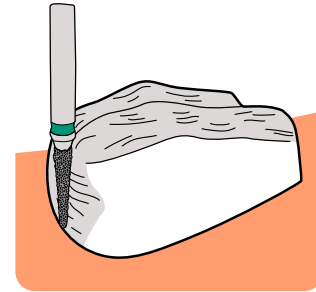


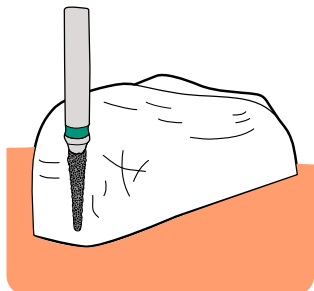
1 Occlusal reduction should be uniform 1.5-2.0mm following the natural occlusal contours. Reduce buccal and lingual cusps, including the central groove and marginal ridges - tip of a football diamond



2 Reduce buccal and lingual occlusal third of clinical crown - football diamond



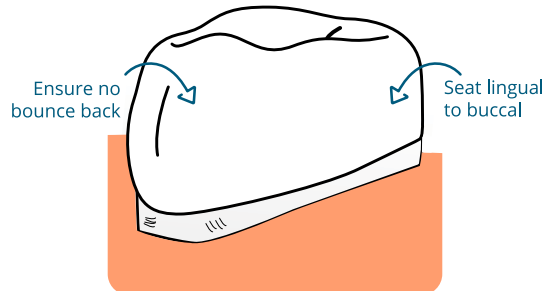
3 Break proximal contact with the adjacent teeth by ~1.0mm, creating a feather edge gingival margin - tip of green stripe diamond



4 Remove buccal bulges and lingual convexities while maintaining a snug fit



5 All line and point angles should be rounded and smoothed



6 The crown should not actively bounce back after fully seating, and the margin should be placed 0.5-1.0mm subgingivally. **THE BIOFLX CROWN SHOULD NEVER BE THE FIRST POINT OF CONTACT IN OCCLUSION.**



7 Self-setting RMGI (FujiCEM® 2) or GI (Fuji I®1, Ketac™1) may be used to cement the crown